
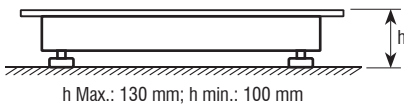


## 4 load cells scale platform




### FEATURES:

- » Platform with 4 load cells.
- » It can be used in legal metrology.
- » It can be installed on ground.
- » Diamond plate 4,5 mm thick.
- » Steel framework and top diamond pan.
- » Black enamel.
- » Load cells OIML R-60 C3, in steel, IP67 protection (up to 300 kg) and IP68 (from 500 kg).
- » Junction box in ABS, IP66 protection.
- » Adjustable feet in height.
- » 4 output metres of cable included.



Acces ramp  
(h = 110 mm)



Anchorage pan



Steel painted column  
(on ground)

Code #	Capacity (kg)	Readout (g)	Dimensions (mm)	Packing dimensions (mm)	Packing weight (kg)
261034	300	100	800x800	1040x930x75	50
261035	600	200	800x800	1040x930x75	50
261036	600	200	1000x1000	1040x1040x75	60
260423	1500	500	1200x1000	1040x1040x75	68
260424	3000	1000	1200x1000	1220x1020x75	68
260651	1500	500	1200x1200	1220x1020x75	76
260652	3000	1000	1200x1200	1220x1220x75	76
260398	6000	2000	1200x1200	1250x1250x100	100
260427	1500	500	1500x1200	1540x1240x75	90
260715	3000	1000	1500x1200	1540x1240x75	90
260653	1500	500	1500x1500	1540x1540x75	115
260716	3000	1000	1500x1500	1540x1540x75	115
260399	6000	2000	1500x1500	1550x1550x100	120
260431	1500	500	2000x1500	2040x1540x75	140
260717	3000	1000	2000x1500	2040x1540x75	140
260400	6000	2000	2000x1500	2040x1540x75	140

### Accessories

Code #	Accessories description
270165	Anchorage pan (unit price)
910047	Acces ramp 1200 x 840 mm
910048	Acces ramp 1500 x 840 mm
910134	Steel painted column (on ground) 800mm
910198	Steel painted column (on ground) 1250mm